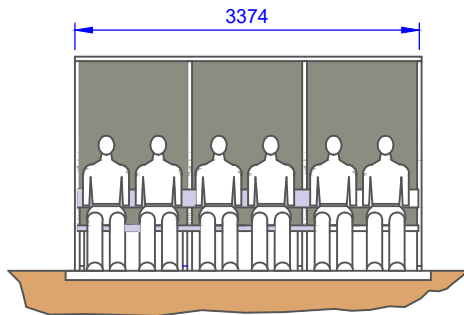
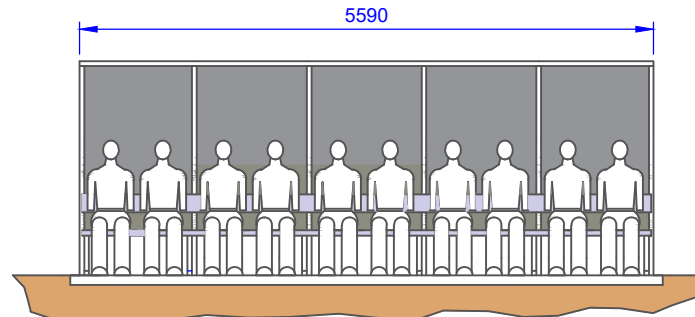


AURORA 4
MIN CONCRETE SLAB
2500 X 1200 X 150 MM

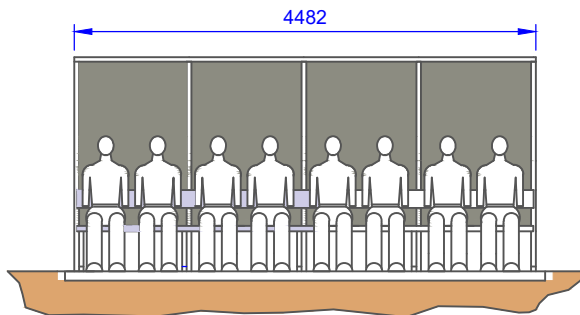
AURORA TECH BENCH
MIN CONCRETE SLAB
2500 X 1250 X 150 MM



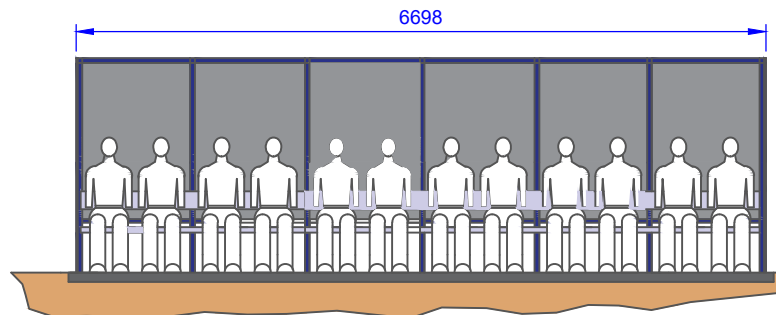
AURORA 6
MIN CONCRETE SLAB
3600 X 1200 X 150 MM



AURORA 10
MIN CONCRETE SLAB
5800 X 1200 X 150 MM



AURORA 8
MIN CONCRETE SLAB
4700 X 1200 X 150 MM



AURORA 12
MIN CONCRETE SLAB
6900 X 1200 X 150 MM

AURORA MODEL	CONCRETE SLAB SIZES
4	SHELTER FLOOR COVERAGE: 2262 MM X 1030 MM
	CONCRETE SLAB: 2500 X 1200 X 150 MM
6	SHELTER FLOOR COVERAGE: 3374 MM X 1030 MM
	CONCRETE SLAB: 3600 X 1200 X 150 MM
8	SHELTER FLOOR COVERAGE: 4482 MM X 1030 MM
	CONCRETE SLAB: 4700 X 1200 X 150 MM
10	SHELTER FLOOR COVERAGE: 5590 MM X 1030 MM
	CONCRETE SLAB: 5800 X 1200 X 150 MM
12	SHELTER FLOOR COVERAGE: 6698 MM X 1030 MM
	CONCRETE SLAB: 6900 X 1200 X 150 MM
TECH BENCH	SHELTER FLOOR COVERAGE: 2262 MM X 1040 MM
	CONCRETE SLAB: 2500 X 1250 X 150 MM

TITLE: CONCRETE SLAB SIZES
PLAYER SHELTER

DRAWING NUMBER:
AURORA PLAYER SHELTERS

Oz Ring Pty Ltd
Trading as:
Play Hard Sports Equipment
ABN 79 066 094 559
24 Ern Harley Drive
Burleigh Heads Qld 4220
Phone: (07) 5593 4494
Fax: (07) 5593 4338
Website: www.playhardsports.com.au
Email: email@playhardsports.com.au