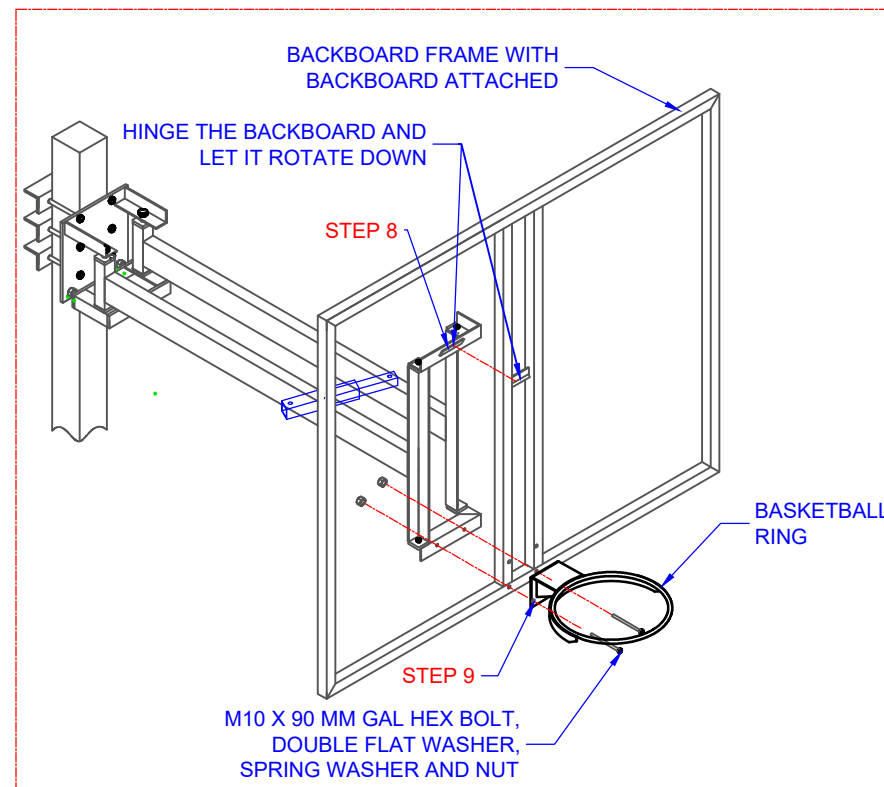
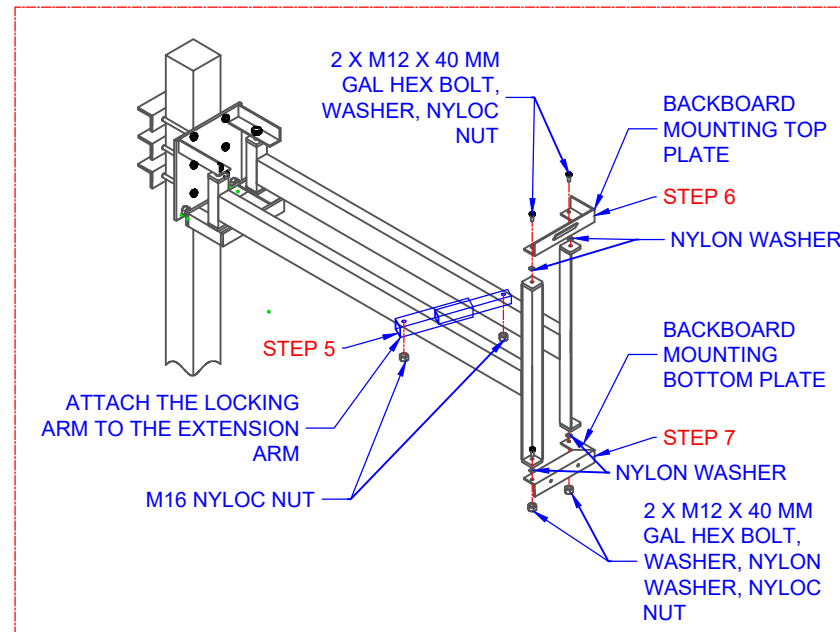
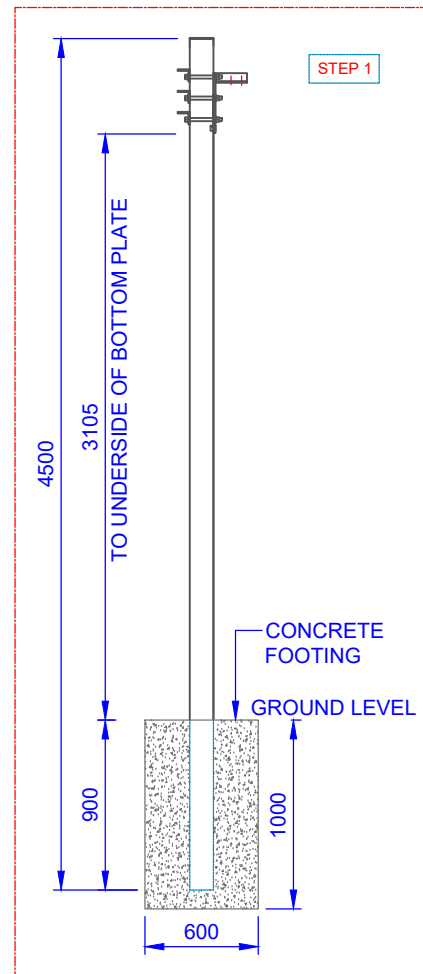
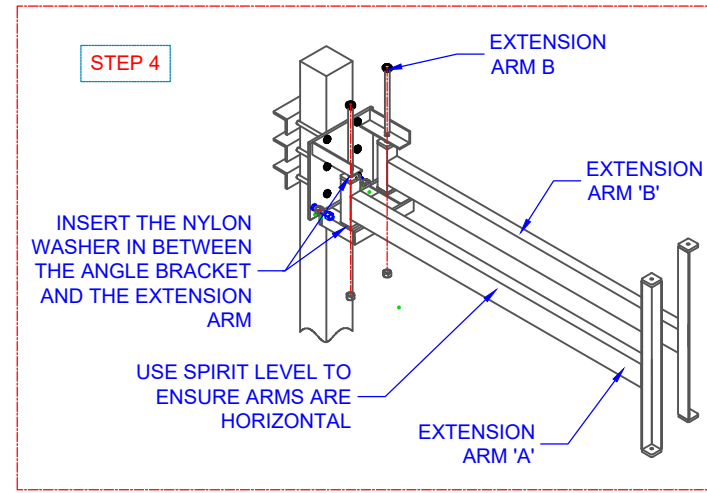
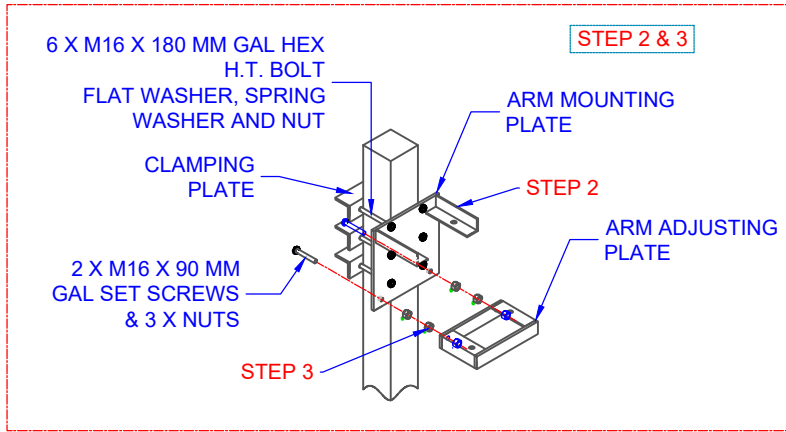


# ASSEMBLY INSTRUCTIONS

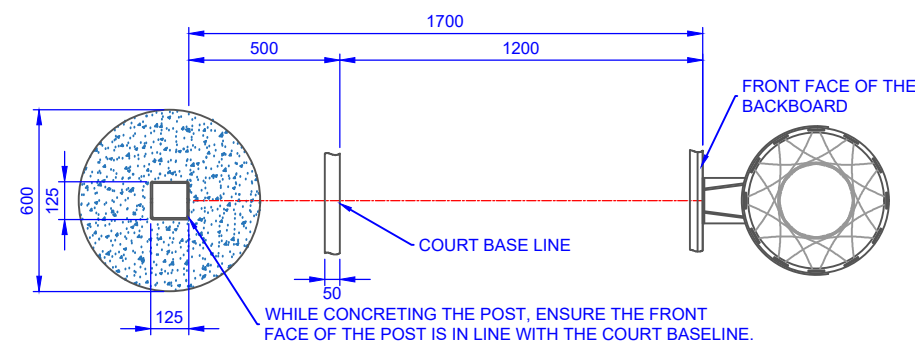
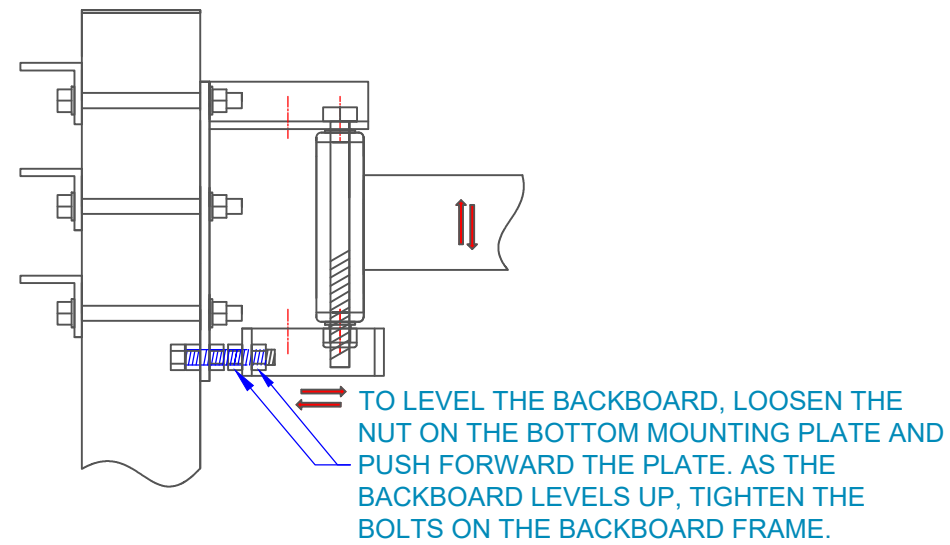


# INSTRUCTION OVERVIEW

STEP	INSTRUCTION
1	CONCRETE MAIN POST INTO FOOTING AS PER DIMENSIONS PROVIDED
2	BOLT ARM MOUNTING PLATE TO MAIN POST USING CLAMPING PLATES AND BOLTS PROVIDED. CONFIRM HEIGHTS.
3	ATTACH THE ARM ADJUSTING PLATE TO THE ARM MOUNTING PLATE AS SHOWN. THE BOLT AND NUTS SHOULD BE PLACED AS SHOWN ONLY.
4	ATTACH THE EXTENSION ARM TO THE MOUNTING PLATE USING SUPPLIED BOLT. PLEASE NOTE ARM 'A' AND ARM 'B' ARE POSITIONED CORRECTLY.
5	ATTACH THE LOCKING ARM TO EXTENSION ARM 'A' & 'B' (SEE NEXT PAGE ON HOW TO LOCK TOWER IN PLACE).
6	ATTACH THE BACKBOARD MOUNTING TOP PLATE TO THE EXTENSION ARM USING THE SUPPLIED BOLTS.
7	THEN, ATTACH THE BACKBOARD MOUNTING BOTTOM PLATE TO THE EXTENSION ARM USING THE SUPPLIED BOLTS
8	REST THE BACKBOARD AND FRAME ON THE ANGLED PIECE PROTRUDING FROM THE BACKBOARD MOUNTING FRAME
9	BOLT THE RING ON USING THE BOLTS PROVIDED. THESE BOLTS WILL ALSO SECURE THE BACKBOARD AND FRAME TO THE UNIT.
10	CHECK ALL MEASUREMENTS ARE CORRECT AND THE TELESCOPIC BRACE HAS BEEN SET UP TO LOCK IN THE CORRECT POSITION (SEE SIDE VIEW).

# COMPONENTS

QTY	ITEM
1	MAIN POST
1	EXTENSION ARM 'A'
1	EXTENSION ARM 'B'
1	BACKBOARD & FRAME
1	BASKETBALL RING & NET
1	POST MOUNTING PLATE
1	ARM ADJUSTING PLATE
1	ARM LOCKING BRACE
1	BACKBOARD MOUNTING TOP PLATE
1	BACKBOARD MOUNTING BOTTOM PLATE
3	CLAMPING PLATE
6	M16 X 180 MM H.T. HEX HEAD BOLT, FLAT WASHER, S/WASHER & NUT
2	M16 X 90 MM GAL H.T. SET SCREW
6	M16 GAL NUT
2	M16 GAL NYLOC NUT
4	NYLON WASHERS 23 MM ID
4	M12 X 40 GAL HEX BOLT, WASHER, NYLON WASHER & NYLOC
4	M10 X 90 MM GAL HEX BOLT, NUT, SPRING WASHER & FLAT WASHER
1	RAPTOR TURNING TOOL
2	M20 X 260 MM H.T. (8.8) H.D.G. HEX BOLT, WASHER, & NYLOC NUT



TITLE: **RAPTOR 170 SIDE-SWING BASKETBALL TOWER**

DRAWING NUMBER: **RAPTOR 170 ASSEMBLY SHEET 1 OF 2**

WEIGHT: - DATE: **16/02/2024**



**Oz Ring Pty Ltd**  
 Trading as:  
**Play Hard Sports Equipment**  
 ABN 79 066 094 559  
 24 Ern Harley Drive  
 Burleigh Heads Qld 4220  
 Phone: (07) 5593 4494  
 Fax: (07) 5593 4338  
 Website: [www.playhardsports.com.au](http://www.playhardsports.com.au)  
 Email: [email@playhardsports.com.au](mailto:email@playhardsports.com.au)